

**CASS COUNTY FAIR ASSOCIATION ANNUAL REPORT
AS OF SEPTEMBER 30, 2022
ANNUAL MEETING**

October 25, 2022

Beginning Balance, October 1, 2021		\$238,624.26
Income per attached Schedule - Page 2	\$641,824.01	
Expenses per attached Schedule - Page 3	<u>464,803.89</u>	
Income Over Expenses		177,020.12
Less: New Equipment	\$48,432.80	\$415,644.38
Capital Improvements	57,549.31	
Sewer Loan Payments	6,353.04	
RTR Promissory Note Payment	8,533.83	
John Deere Financial	6,558.00	
Prepaid Capital Improvements	<u>6,457.55</u>	<u>133,884.53</u>
		\$281,759.85
Plus: Increase in Accounts Payable	\$32,081.91	
Net Expense of Special Projects Fund	<u>\$9,832.15</u>	41,914.06
BALANCE SEPTEMBER 30, 2022		<u>\$323,673.91</u> =====


ACCOUNT BALANCES MAKING UP 9-30-22 BALANCES

Honor Credit Union - Business Savings		\$91,076.94
Huntington Checking Account		\$29,802.01
Huntington Certificates of Deposit		8,937.03
Fifth Third Bank Business Savings		158,236.69
Fifth Third Bank Checking Accounts		32,265.00
Accounts Receivable - Auctions		825.00
Accounts Receivable - Misc.		1,781.24
Cash - Office		<u>750.00</u>
		\$323,673.91 =====

SPECIALLY ALLOCATED FUNDS - See Page 4 - 5 for Detail

Home Arts Fund - FTB Checking Account		\$5,610.27
King/Queen Pageant Fund - FTB Checking Account	\$2,617.46	
FTB Certificate	<u>6,033.78</u>	\$8,651.24
Lowe Event Center - FTB Checking	\$83,639.54	
HCU Certificate	<u>80,939.17</u>	\$164,578.71
Special Projects Fund - FTB Checking Account	\$12,108.04	
HCU Certificate	<u>50,590.32</u>	\$62,698.36


This financial report has been reviewed by the following Auditing Committee




Brian Kuemin, President




Mike Frushour, Executive Committee



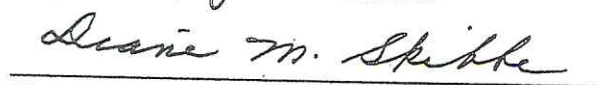
Gail Peterson, Vice President



Daryl Keesler, Executive Committee



Jill Hershberger, Secretary



Diane M. Skille

2022 CASS COUNTY FAIR ASSOCIATION ANNUAL REPORT

Page 2

October 25, 2022

SCHEDULE OF INCOME

Gate Admissions/Season Passes		\$142,516.00
Grandstand - Street Legal Truck Pull	\$13,240.00	
Superkicker Rodeo	16,876.00	
SSTP & Truck Pulls	19,071.00	
Bump & Run Demo Derby	2,689.00	
Demolition Derby	32,205.00	
SJO Super Cross	10,915.00	
Monster Trucks	<u>16,788.00</u>	111,784.00
Midway & Concessions		60,778.30
Commercial Exhibit Space		71,425.00
Interest		1,746.99
Entry Fees - Farm Tractor Pull	\$3,100.00	
Draft Horse Classes	<u>270.00</u>	3,370.00
Events - Memorial Day & Holloween Campouts	4,415.00	
WOW Demolition	11,864.46	
October Craft Bazaar	<u>500.00</u>	16,779.46
Rental - Off-Season Storage	\$29,242.00	
Off-Season Rental of Grounds	38,995.00	
Camping - Fair Week	70,630.00	
Gregarek/Lowe Building	<u>5,750.00</u>	144,617.00
Sponsorship - Trophy Sponsors	\$6,066.63	
Corporate Sponsors	34,900.00	
Draft Horse Pull	<u>1,362.50</u>	42,329.13
Livestock Sale Commission		25,172.44
Premium Book Advertising		2,404.00
Advertising Benches/Picnic Tables		1,750.00
Membership Fees		780.00
Donations		14,187.93
ATM Fees		3,288.75
Credit Card Fees		2,704.68
Miscellaneous		<u>1,586.33</u>
TOTAL INCOME		\$647,220.01

=====

SCHEDULE OF DISBURSEMENTS

Premiums		\$6,824.50
Judges & Announcers		10,477.62
Trophies & Ribbons		12,320.55
Grandstand Attractions - Street Legal Truck Pull	\$5,104.86	
Superkicker Rodeo	11,172.86	
SSTP & Truck Pulls	12,297.36	
Farm Tractor Pull	2,330.00	
Demolition Derby	9,872.26	
Bump & Run Demo Derby	4,722.86	
SJO Motor Cross	6,772.85	
Monster Trucks	<u>17,222.85</u>	69,495.90

2022 CASS COUNTY FAIR ASSOCIATION ANNUAL REPORT

Page 3

October 25, 2022

SCHEDULE OF DISBURSEMENTS (CONTINUED)

Other Entertainment-Pedal Pull	\$825.00	
Horse Pulling Events	500.00	
Comedy Farm Magic Review	5,500.00	
Fireworks	2,500.00	
Welde Bear Show	<u>15,000.00</u>	24,325.00
Other Events - WOW Demo Derby		6,841.04
Community Building Expense		1,072.69
Telephone, Postage, Website, Meeting		4,554.32
Advertising & Promotion		4,185.00
Office Expense & Printing		6,613.15
Sponsorship Expense		476.10
Dues, Subscriptions, Fees		610.00
Legal Fees		<u>3,750.00</u>
Salaries & Labor		77,757.51
Payroll Taxes		5,948.46
Repair & Maintenance		78,893.32
Supplies		8,271.03
Rental of Equipment		21,655.25
Utilities		<u>41,666.88</u>
Security & Parking		5,882.80
Gate Workers		5,100.00
Service Donations		730.00
Insurance		29,842.77
Interest		<u>6,601.93</u>
Credit Card Fees/Bank Charges		5,345.56
Auction Expense		14,703.71
Licence & Permit Fees		284.00
Etix Fees		7,472.88
Benches.		201.60
Miscellaneous		<u>4,485.55</u>
TOTAL EXPENSES		\$464,803.89
New Equipment - JD 5065E Tractor	\$32,790.00	
JD HPX 615E Gator	11,457.34	
Dell Computer/Monitor	735.46 *	
Aluminum Bleachers - 4	3,200.00	
Lifetime Tables - 5	<u>250.00</u>	48,432.80
Payments - USDA Sewer Loan Payments	\$6,353.04	
Covered Arena Payment	8,533.83	
John Deere Financial	<u>6,558.00</u>	21,444.87
Capital Improvements - Paving	\$30,415.12	
Draft Horse Barn Audio	12,980.89	
Draft Horse Arena Lighting	5,450.00	
Infield Water Line	3,611.86	
North Red Hill Barn Impr.	2,911.44	
Gregarek Bldg. Gas Line	<u>2,180.00</u>	57,549.31
TOTAL DISBURSEMENTS		\$592,230.87
		=====

*Balance paid by Special Projects Fund

HOME ARTS FUND

Beginning Balance, October 1, 2021		\$4,862.02
Income – Raffle	\$906.00	
Quilt Block Kits	412.00	
Pillows	215.00	
Donation	<u>20.00</u>	<u>1,553.00</u>
		\$6,415.02
Expense - Quilting Kit Supplies	\$336.79	
Raffle License	50.00	
Raffle Tickets	168.00	
Quilting of 2021 Quilt Award	229.96	
	<u>20.00</u>	<u>804.75</u>
BALANCE SEPTEMBER 30, 2022		<u>\$5,610.27</u> =====

KING/QUEEN PAGEANT FUND

Beginning Balance, October 1, 2021		\$10,075.13
Income - Sponsors	\$4,858.20	
Interest	<u>0.60</u>	<u>4,858.80</u>
		\$14,933.93
Expense - Pageant Supplies	\$2,775.49	
Contestant Awards	1,707.20	
Scholarships	<u>1,800.00</u>	<u>6,282.69</u>
BALANCE SEPTEMBER 30, 2022		<u>\$8,651.24</u> =====

LOWE BUILDING FUND

Beginning Balance, October 1, 2021		\$108,520.77
Income - Lowe Foundation Grant	100,000.00	
MDARD Grant	8,000.00 *	
Interest	<u>949.73</u>	<u>108,949.73</u>
		\$217,470.50
Expense - Contractors and Materials		<u>52,891.79</u>
BALANCE, SEPTEMBER 30, 2022		<u>\$164,578.71</u> =====

*MDARD approved a \$100,000 grant in 2022 so we have a \$92,000 balance that can be claimed as soon as we have construction expenses paid per stipulation of the grant.

**CASS COUNTY FAIR ASSOCIATION
CORRECTED SPECIAL PROJECTS FUND AS OF 9-30-22**

	Acct.#	10/01/21 BEGINNING BALANCE	DONATIONS	SPONSORS	FUND RAISERS	INTEREST	EXPENSES	FAIR SUPPLIES	CAPITAL IMPR.	09/30/22 ENDING BALANCE
Accoe Memorials - Joyce - 2017	141	677.21								677.21
Accoe Memorials - Pauline - 2018	122	1,235.00								1,235.00
Accoe Memorials - Richard - 2008	121	810.00								810.00
Beef	111	5,441.94								5,441.94
Burton Memorials - Barb - 2021	130	50.00								50.00
CCFA	109	1,077.11				592.20	-20.00			1,649.31
Cox Memorials - Bob & Doris - 2018	143	1,615.00								1,615.00
Dairy	112	857.82								857.82
Dairy Feeder	113	5,984.38			690.00			-1,422.15		5,252.23
Dog	114	53.40								53.40
Dohm Memorials - Charlie - 2016	129	1,950.00								1,950.00
Fedore Memorials - Barb - 2018	142	790.00								790.00
Frost Memorials - Irving - 2020	149	165.00								165.00
Goat	115	16,563.66			5,560.00			-142.16	-21,036.00	945.50
Guse Memorials - R. James - 2013	125	1,227.05								0.00
Handi-Capable Day	145	5,136.60	2.49	250.00			-248.00			5,141.09
Hassle Memorials - Joe - 2022	144	0.00	1,075.00							1,075.00
Light Horse Superintendents	139	3,116.88			1,745.00					4,861.88
Michigan Gateway Foundation	131	5,735.00	1,686.00							7,421.00
Peterson Memorials - Dorothy - 2015	128	1,370.00								1,214.86
Poultry	117	1,736.34			1,405.00			-155.14		2,704.23
Rabbits	118	2,975.26			355.00			-437.11		2,601.22
Sheep	119	1,725.00								725.00
Showmanship Sweepstakes - LA	136	2,424.11		750.00				-562.95		2,611.16
Showmanship Sweepstakes - SA	138	0.00								0.00
Sparks Scholarship	133	1,344.91								1,244.91
Still Exhibits	134	324.23			415.25		-100.00			739.48
Supt. Breakfast/Luncheon	137	2.49					-2.49			0.00
Swartz Memorials - Pat - 2019	146	980.00								980.00
Swine	120	2,602.07			1,370.00			-1,280.70		2,691.37
Waischmidt Memorials - 2022	148	0.00	2,635.00							2,635.00
Ward Memorials - Nell - 2021	147	150.00								150.00
Wyant Memorials - Donna - 2020	127	386.00								386.00
Wyant Memorials - Victor - 2018	126	895.00								895.00
TOTAL		69,401.46	5,398.49	1,000.00	11,540.25	592.20	-1,370.49	-3,307.10	-23,685.20	59,569.61

2022 LIVESTOCK SALE STATISTICS

	<u>No. of Animals</u>	<u>Total Pounds</u>	<u>Average Weight Per Animal</u>	<u>Average Price Per Lb.</u>	<u>Average Price Per Animal</u>	<u>Total</u>
Beef	63	74,245	1178.49	2.885	3,400.59	\$214,237.25
Dairy Feeder	69	35,700	517.39	2.378	1,230.52	\$84,906.00
Draft Horse						
Ducks	25				362.00	\$9,050.00
Eggs						\$900.00
Gallon of Milk						\$15,554.00
Geese	3				408.33	\$1,225.00
Goats	75	5,318	70.91	8.041	570.20	\$42,765.00
Lambs	56	7,413	132.38	5.601	741.52	\$41,525.25
Poultry	62				336.37	\$20,855.00
Rabbits	169				326.75	\$55,220.00
Swine	137	34,844	254.34	5.796	1,474.22	\$201,967.90
Turkeys	<u>27</u>				386.11	\$10,425.00
TOTAL ANIMALS	686					
TOTAL AUCTION						\$698,630.40
Less: Commission						25,172.44
Swine & Dairy Feeder Exhibitor Entry Fees						2,060.00
Resale Goats						<u>810.00</u>
						\$670,587.96
Plus: Resale animals not included in auction						<u>4,144.41</u>
TOTAL AMOUNT PAID TO EXHIBITORS						\$674,732.37 =====